



Ply Gem Stone offers a complete accessory line to finish any project with ease and beauty.

Tapered Capstone**
Available in 14" x 19"
and 14" x 32"



Columns, Ledges and Walls

Trim Stone*
7" x 11"




Framing Windows and Edges

Capstone*
12" x 19"




Columns, Ledges and Walls

Hearthstone*
19" x 19"




Hearths, Benches, and Pedestals

Soldier*
Available in 5" x 9"
and 6" x 8"




Frames Windows and Edges

Quoin Corner
6"D x 7"H x 12"L



Large corners that outline the sides of the wall

Corner Stones
Corresponding corners are available to match every color and profile



Finishes right angles with a cohesive look



Hearthstone and Mantle Bracket



Soldier and Tapered Sill



Corner Stones



Capstone and Hearthstone



Tapered Capstone

** 1.75" thick
* 1.5" thick

Standard Colors All accessories are available in brown, country, cream, and lime.



Brown



Country



Cream



Lime

Shutter Block
Available in
3"D x 3"H x 14"L
and 15"L (2" Thick)
Shutters sit on top



Tapered Sill

Tapered Sill
Available in
3"D x 3.25"H x 18"L
and 24"L (3.25" Thick)
Window sills and transition between siding materials



Mantel Bracket
3.5" base, 8.5" height, 3.25" top



Supports mantel above fireplace



Light Box



Electrical Box

Date/Address Stone*
7.25" x 11.5"



Address or date marker



Date/Address Stone



Shutter Block

Keystone*
5" base, 10.5" height, 9" top



Decorative center element above windows and garages

Electrical Box 8" x 8"
Light Box 8" x 12"
(2" Thick)



Backer for electrical and utility fixtures

* 1.5" thick

BRICK ACCESSORIES

Brick Corner
3.75" x 7.5"



Finishes right angles with a cohesive look



Colonial Brick

Monroe Brick Sill
2.5"D x 3"H x 18.5"L



Window sills and transition between siding materials

Colonial Brick
Available in 1" or 2"



Frames windows and edges



Monroe Brick Sill